

11-1-1985

Effectiveness of grass herbicides on different types of bermudagrass

G. D. Wills

C. T. Bryson

Follow this and additional works at: <https://scholarsjunction.msstate.edu/mafes-bulletins>


Recommended Citation

Wills, G. D. and Bryson, C. T., "Effectiveness of grass herbicides on different types of bermudagrass" (1985). *Bulletins*. 375.

<https://scholarsjunction.msstate.edu/mafes-bulletins/375>

This Article is brought to you for free and open access by the Mississippi Agricultural and Forestry Experiment Station (MAFES) at Scholars Junction. It has been accepted for inclusion in Bulletins by an authorized administrator of Scholars Junction. For more information, please contact scholcomm@msstate.libanswers.com.

Effectiveness of Grass Herbicides on Different Types of Bermudagrass



G.D. Wills, MAFES Delta Branch
C.T. Bryson, USDA-ARS



MISSISSIPPI AGRICULTURAL & FORESTRY EXPERIMENT STATION R. Rodney Foil, Director Mississippi State, MS 39762
 Donald W. Zacharias, President Mississippi State University Louis N. Wise, Vice President

In Cooperation With

U. S. Department of Agriculture, Agricultural Research Service, Stoneville, Mississippi

MITCHELL MEMORIAL LIBRARY

JAN 27 1986

Mississippi State University

Cover photograph shows examples of differences in bermudagrass types collected from several locations. Of the 17 biotypes included in this study, many are similar to one another as shown by the top three specimens (B, F, I). Others vary noticeably in length and width of leaves and in length and number of seed heads as the bottom three specimens (K, N, P) pictured. Susceptibility to herbicides also varies among bermudagrass biotypes.

Effectiveness of Grass Herbicides on Different Types of Bermudagrass

G. D. Wills, Plant Physiologist
MAFES Delta Branch

C. T. Bryson, Research Botanist
USDA-ARS, Stoneville, Mississippi

This research was supported in part by the Mississippi Soybean Promotion Board.

Table 1. Origin of bermudagrass biotypes collected in cotton fields and at federal and state forestry nurseries in the Lower Mississippi Valley Region.

Letter designation	Place of Origin		
	State.	County:	Location, Source area.
A	MS.	Bolivar Co.:	Shaw, cotton field.
B	MS.	Bolivar Co.:	Duncan, cotton field.
C	MS.	Tunica Co.:	Tunica, cotton field.
D	MS.	Coahoma Co.:	Int Hwy 61 and 316, cotton field.
E	MS.	Leflore Co.:	Int Hwy 82 and 49E, cotton field.
F	MS.	Quitman Co.:	Marks, cotton field.
G	MS.	Tallahatchie Co.:	Tutwiler, cotton field.
H	MS.	Issaquena Co.:	Mayersville, cotton field.
I	MS.	Humphreys Co.:	Silver City, cotton field.
J	MS.	Perry Co.:	Brooklyn, W. W. Ashe Federal Nursery.
K	MS.	Perry Co.:	Brooklyn, W. W. Ashe Federal Nursery.
L	MS.	Covington Co.:	Mt. Olive, Mt. Olive State Nursery.
M	MS.	Montgomery Co.:	Winona, Winona State Nursery.
N	AR.	Pulaski Co.:	Little Rock, Baucum State Nursery.
O	LA.	Caldwell Parish:	Columbia, State Forestry Nursery.
P	TN.	Madison Co.:	Pinson, Pinson State Nursery.
Q	TN.	Madison Co.:	Pinson, Pinson State Nursery.

plant was watered daily. The plants were fertilized with a solution of NPK (20-20-20) at 0.2 ounces per gallon and trimmed to 1.5 inches in length every 3 to 4 weeks. The plants were grown in the greenhouse at 75 to 90° F for 18 weeks before being transplanted into the field.

Land preparation, field establishment, and plot maintenance. Field studies were conducted during 1982 and 1983 on a Dundee very fine sandy loam soil (Aeric Ochraqualfs). Treflan® (trifluralin) was applied over-the-top and double-disk incorporated, followed by preparation of rows 40 inches apart. On May 3 and 4, 1982, all the bermudagrass biotypes were transplanted in a zigzag arrangement 40 inches apart in two-row plots 80 feet long. After the biotypes were transplanted, a four-row roller was used to compress the soil around the bermudagrass. On April 26, 1983, those biotypes which were killed or stunted by one of the herbicide treatments during 1982 were replaced with the respective biotypes. Each replacement was established in the greenhouse by

the same method described in the initial field establishment.

Bermudagrass growth prior to and during the experiment was confined within the prescribed area using Paraquat® (paraquat) at 2.5% v/v in water, applied with a hand sprayer at low pressure on days with little or no wind. Weeds in the plots were controlled with Cotoran® (fluometuron) applied broadcast at 1 pound in 20 gallons of water per acre 2 weeks prior to treatment in 1982 and 1983. Basagran® (bentazon) at 1 lb/acre and Blazer® (acifluorfen) at 0.25 lb/acre plus 0.25% v/v of Sterox NJ® (nonoxynol) were applied broadcast in 20 gallons of water per acre on July 20 and 28, 1983, and 2,4-D at 1 lb/acre was applied broadcast in 20 gallons of water per acre on August 1, 1983 for broadleaf and sedge control. These herbicides could have altered the amount of bermudagrass control, but such interactions could not be determined with the experimental design used. In addition, weed control was supplemented by hand-hoeing and spot treatments with a hand-held sponge applicator containing a mixture of water and

Roundup® (glyphosate) (3:1, v/v). Each plot was fertilized at the rate of 450 pounds of ammonium nitrate per acre in 1982 and in 1983.

Experimental design and treatment. The experiment was established as a split-split-plot design with herbicides as main plots, rates as subplots, and bermudagrass biotypes (A through Q) as sub-subplots replicated three times. Herbicide rates were chosen from preliminary studies. The rates used were those resulting in a measurable degree of bermudagrass control without killing the most susceptible biotypes. All rates are expressed as pounds of active ingredient (ai) per acre. Herbicide treatments were applied postemergence on June 21, 1982 and 1983, using Poast® at 0.5 and 1 lb/acre, Fusilade® (fluazifop) at 0.25 and 0.5 lb/acre, Verdict® (haloxyfop) at 0.25 and 0.5 lb/acre, Assure® (DPX-Y6202) at 0.25 and 0.5 lb/acre, and Whip® (fenoxaprop) at 0.25 and 0.5 lb/acre. Each was applied with 0.5% v/v Atplus 411F® [polyoxyethylene sorbitan fatty acid ester: mineral oil (17:83% w/w)]. (Atplus 411F® is a product of ICI Americas Inc., Wilmington, Delaware.) Other treatments were Roundup at 1 and 2 lb/acre and Dalapon at 5 and 10 lb/acre, each with 0.5% v/v Sterox NJ. Herbicide treatments were applied in 20 gallons of water per acre with a tractor-mounted air-pressure sprayer equipped with 8003 spray tips with no-drip strainers, at 20 psi pressure.

Control evaluations. Bermudagrass control was determined 2, 4, 7, and 13 weeks after treatment by a visual plant damage rating system on a scale of 0 to 100 where 0=no control, and 100=complete control. The data were subjected to an analysis of variance. Years, herbicide levels, and biotypes were compared by Duncan's multiple range test (DMRT) at the 5% level of significance.

Results and Discussion

Early season control of the different bermudagrass biotypes using the lower rate of each herbicide is shown at 7 weeks after treatment in 1982 (Table 2) and 1983 (Table 3). Other workers have shown that weed competition during this first 6 to 8 weeks after planting results in the greatest yield reduction of soybeans (2, 18) and cotton (3). Like previous reports of differential susceptibility to herbicides of biotypes of johnsongrass (7, 8, 12), quackgrass (5), and bermudagrass (1, 5, 9, 13, 14, 15, 16, 18), control varied among bermudagrass biotypes in this study.

Results 7 weeks after treatment showed significant variations in the percent control between the most susceptible to the most resistant biotypes. The range of percent control among the different biotypes was greatest (>45%) using Poast and Fusilade and least (12%) using Verdict. The variations

in percent control among biotypes were more pronounced using the lower rate than the higher rate of each herbicide.

Season-long control averaged over all bermudagrass biotypes for each of 2 years was greatest with Verdict at 0.5 lb/acre (>95%) and least with Whip at 0.25 lb/acre and Dalapon at 5 lb/acre (<20%) (Figure 1).

When results were averaged over all biotypes for both years, Whip at 0.25 lb/acre gave a maximum control of only 48% 2 weeks after application, with a rapid decline in control to 16% by 13 weeks after treatment. Data are presented by years (Figure 1); averages over both years are not shown. Whip at 0.5 lb/acre resulted in 58% to 55% control at 2 and 4 weeks after treatment, but control rapidly declined to 19% at 13 weeks after treatment. Likewise, Dalapon at 5 and 10 lb/acre, Poast at 0.5 and 1 lb/acre, Roundup at 1 and 2 lb/acre, Fusilade at 0.25 lb/acre, and Assure at 0.25 lb/acre gave

maximum control at 4 weeks after application. By 13 weeks after treatment, control had declined greatly with each of these herbicides except for Roundup at 2 lb/acre, which showed only a slight decrease in control from 81% at 4 weeks to 70% at 13 weeks. Seven weeks after treatment, Fusilade at 0.5 lb/acre, Assure at 0.5 lb/acre, and Verdict at 0.25 lb/acre produced a maximum control of 81, 81, and 94%, respectively. Verdict was the only herbicide with which control was slightly higher at 13 than at 7 weeks after treatment in both years.

During 1982 and 1983, control of bermudagrass biotypes from cotton fields was not significantly different ($p = 0.05$) from biotypes collected in state and federal nurseries (data not shown). For all herbicides and application rates, control of bermudagrass biotypes significantly differed ($p = 0.05$) between the years 1982 and 1983. At 13 weeks after treatment, differences in control between 1982

Table 2. Comparative percent control of bermudagrass biotypes 7 weeks after treatment in 1982¹.

Bermudagrass Biotype	Herbicide (lb ai/acre)						
	Poast® (0.5)	Fusilade® (0.25)	Verdict® (0.25)	Assure® (0.25)	Roundup® (1.0)	Whip® (0.25)	Dalapon® (5.0)
A	73 a-d	83 a-d	93 a	72 a	82 a	13 c	27 cd
B	75 a-c	75 a-f	87 a	80 a	87 a	20 bc	78 a
C	70 a-d	78 a-e	90 a	82 a	73 a	12 c	77 a
D	45 e	62 d-g	95 a	72 a	62 ab	17 bc	13 cd
E	78 a-c	67 c-g	96 a	78 a	82 a	26 a-c	10 d
F	57 c-e	57 e-g	96 a	85 a	68 ab	13 c	20 cd
G	60 b-e	52 fg	99 a	85 a	70 ab	13 c	17 cd
H	65 a-e	68 b-g	88 a	73 a	38 c	13 c	27 cd
I	88 a	93 ab	99 a	85 a	87 a	45 a	13 cd
J	83 ab	98 a	99 a	80 a	73 a	45 a	37 bc
K	73 a-d	47 g	99 a	68 a	82 a	35 a-c	32 b-d
L	60 b-e	70 b-g	98 a	72 a	77 a	23 a-c	33 b-d
M	87 a	88 a-c	96 a	78 a	77 a	40 ab	52 b
N	50 de	90 a-c	96 a	80 a	48 bc	33 a-c	22 cd
O	57 c-e	95 a	98 a	83 a	82 a	40 ab	51 b
P	70 a-d	77 a-e	98 a	85 a	84 a	40 ab	32 b-d
Q	43 e	62 d-g	94 a	70 a	83 a	13 c	13 cd
Mean	66	74	95	78	74	26	33
Range	88-43	95-47	99-87	85-68	87-38	45-12	78-10

¹Numbers within columns followed by the same letter are not significantly different according to Duncan's multiple range test at the 0.05 level. The LSD for comparing numbers within columns is 20; the C.V.% is 18.

and 1983 averaged over the two herbicide rates varied 38, 30, 22, 12, 12, and 4% with Poast, Whip, Roundup, Fusilade, Dalapon, and Assure, respectively (data not shown). In 1982, control with Verdict was about the same as in 1983 (93-94%). Verdict and Assure were least affected by season-long environmental differences in 1982 and 1983 (Figure 1).

Season-long control using Poast at 1 lb/acre and Dalapon at 5 and 10 lb/acre was unacceptable under non-competitive growing conditions (Figure 1). Similar results were reported by Chandler (5). Likewise, Whip at 0.25 and 0.5 lb/acre provided unacceptable control over all bermudagrass biotypes. Fusilade at 0.25 lb/acre

and Roundup at 1 lb/acre gave only fair control and resulted in a wide range of susceptibility among biotypes.

This collection of bermudagrass biotypes does not represent all of the possible genetic variability nor the full range of potential differences in herbicidal susceptibility within this geographical area. However, our data demonstrate that within any given year, there are differences in the comparative herbicidal susceptibility in bermudagrass biotypes from a wide area within the lower Mississippi River Valley region. While no one biotype was significantly more susceptible or tolerant to all herbicides, Verdict provided consistent acceptable con-

trol (>80%) of all bermudagrass biotypes over both years. These data are helpful in making recommendations for the control of a wide range of bermudagrass biotypes.

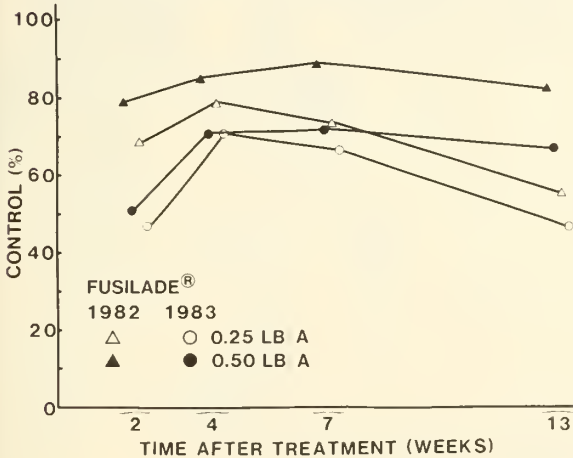
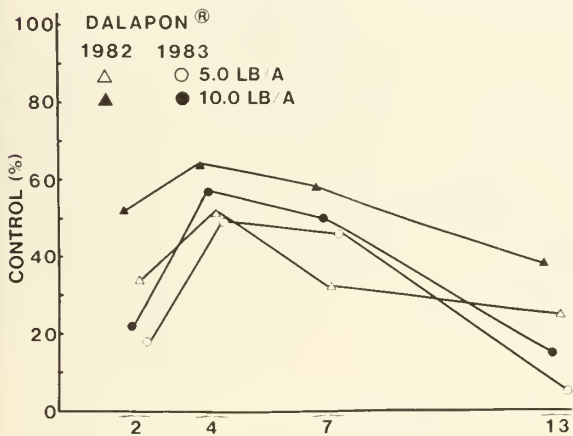
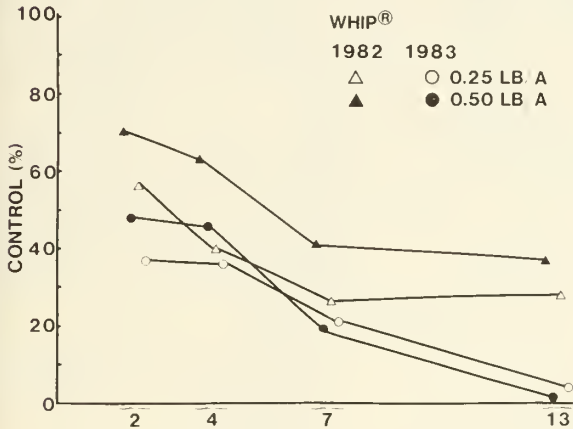
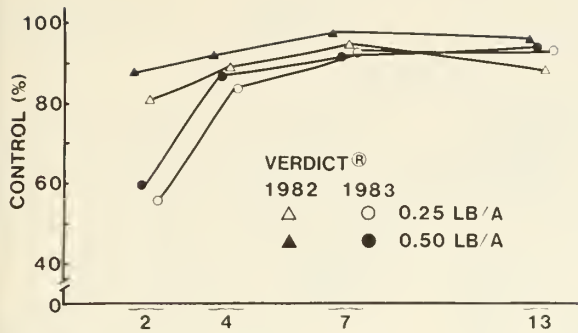
Acknowledgments

Appreciation is extended to J. M. Chandler, Agronomist, for the collection of these bermudagrass biotypes, to Terry E. Newton, Research Technician, for the excellent assistance and sincere interest in this study; to Debbie Boykin, Statistician, who added valuable assistance in data analysis; and to Lisa Kent, Research Technician, for graphics preparation.

Table 3. Comparative percent control of bermudagrass biotypes 7 weeks after treatment in 1983¹.

Bermudagrass Biotype	Herbicide (lb ai/acre)						
	Poast® (0.5)	Fusilade® (0.25)	Verdict® (0.25)	Assure® (0.25)	Roundup® (1.0)	Whip® (0.25)	Dalapon® (5.0)
A	53 a-c	78 a	93 a-c	89 a-b	47 b	22 a-c	37 c-e
B	33 de	68 ab	93 a-c	62 c	40 b	15 bc	45 a-d
C	43 b-d	87 a	92 a-c	62 c	68 a	28 ab	50 a-c
D	33 de	62 ab	95 a-c	91 a	70 a	28 ab	38 b-e
E	65 a	88 a	93 a-c	88 ab	73 a	30 ab	35 de
F	52 a-c	60 ab	87 c	94 a	47 b	23 a-c	33 de
G	48 bc	57 ab	94 a-c	88 ab	65 a	27 a-c	30 e
H	40 cd	60 ab	88 bc	78 a-c	52 b	15 bc	45 a-d
I	40 cd	88 a	99 a	88 ab	63 a	35 a	37 c-e
J	57 ab	68 ab	96 ab	93 a	70 a	20 a-c	38 b-e
K	43 b-d	32 d	96 ab	57 c	47 b	13 bc	37 c-e
L	18 f	60 a-c	91 a-c	73 bc	50 b	17 a-c	55 a
M	52 a-c	86 a	94 a-c	75 a-c	63 a	18 a-c	53 a
N	53 a-c	70 ab	94 a-c	92 a	55 a	13 bc	53 a
O	33 de	68 ab	92 a-c	94 a	73 a	28 ab	47 a-d
P	22 ef	60 a-c	96 ab	98 a	63 a	12 bc	52 ab
Q	25 ef	45 c	92 a-c	62 c	63 a	8 c	47 a-d
Mean	42	67	93	81	59	21	46
Range	65-18	88-32	99-87	98-57	73-40	38-8	55-30

¹Numbers within columns followed by the same letter are not significantly different according to Duncan's multiple range test at the 0.05 level. The LSD for comparing numbers within columns is 19; the C.V.% is 19.



LSD (0.05)				
YEAR	TIME AFTER TREATMENT (WEEKS)			
	2	4	7	13
1982	1(1.8)	1(3.2)	1(12.2)	1(18.0)
1983	1(4.4)	1(4.8)	1(7.9)	1(12.7)

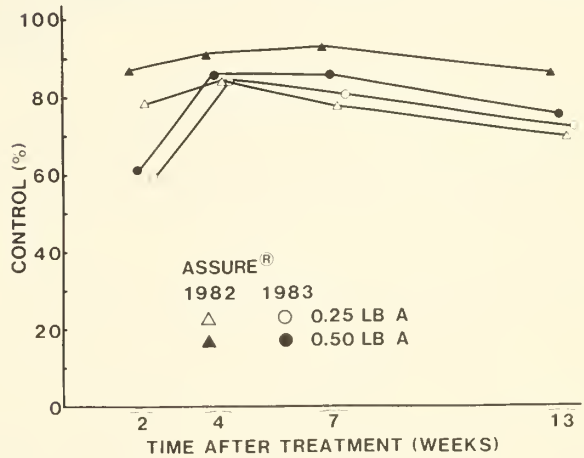
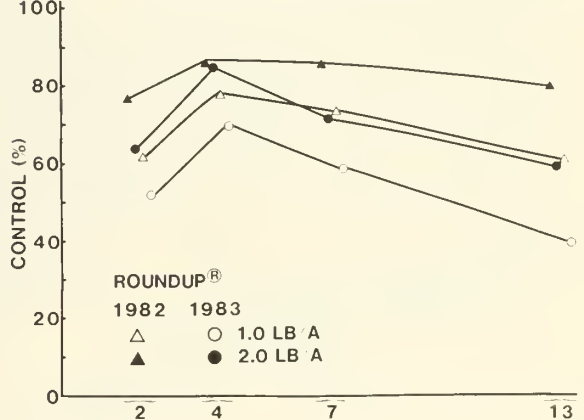
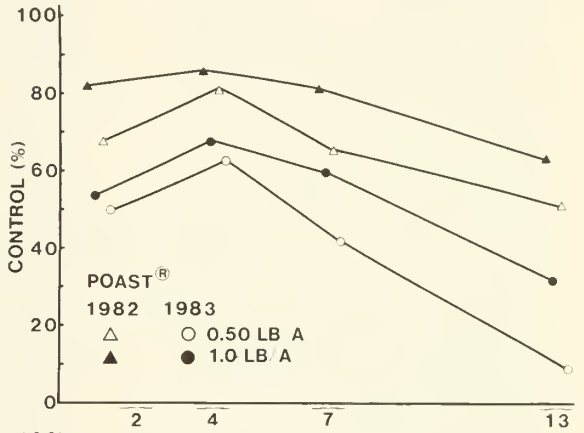


Figure 1. Effects of herbicides on bermudagrass at 2, 4, 7, and 13 weeks after treatment. Data are mean percent control averaged across 17 biotypes. LSD values for each year are over seven herbicides at both rates.

Literature Cited

1. Anon. 1960. Strains of bermudagrass vary in herbicide tolerance. Rep. Hawaiian Sugar Exp. Stn. p. 74.
2. Barrentine, W. L. 1974. Common cocklebur competition in soybeans, Weed Sci. 22:600-603.
3. Buchanan, G. A. and E. R. Burns. 1970. Influence of weed competition in cotton. Weed Sci. 18:149-154.
4. Buchholtz, K. P. 1958. Variations in the sensitivity of quackgrass to dalapon. Proc. North Cent. Weed Control Conf. 15:18-19.
5. Chandler, J. M. 1982. Susceptibility of nine bermudagrass biotypes to postemergence herbicides. Proc. South. Weed Sci. Soc. 35:93.
6. Frans, R., M. McClelland and S. Kennedy. 1982. Chemical and cultural methods for bermudagrass (*Cynodon dactylon*) control in cotton (*Gossypium hirsutum*). Weed Sci. 30:481-484.
7. Hamilton, D. C. 1964. Response of established clumps of six strains of johnsongrass to repeated application of dalapon. Western Weed Control Conf. Res. Prog. Rep. pp. 16-18.
8. Hamilton, K. C. and H. Tucker. 1964. Response of selected and random plantings of johnsongrass to dalapon. Weeds 12:220-222.
9. Hilton, H. W. 1957. Herbicide tolerant strains of weeds. Rep. Hawaiian Sugar Exp. Stn. p. 69.
10. Jordan, T. N. 1977. Today's weed: Bermudagrass. Weeds Today 8(3):10.
11. Jordan, T. N. and R. S. Baker. 1975. Control of bermudagrass in cotton. Miss. Agric. and Forestry Exp. Stn. Res. Rep. 1(20); 2.
12. McWhorter, C. G. 1971. Control of johnsongrass ecotypes. Weed Sci. 19:229-233.
13. Rochecouste, E. 1958. Observations on the chemical control of chiendent (*Cynodon dactylon*) and Herbe Mackay (*Phalaris arundinacea*). Rev. Agri. Sucr. Ile Maurice 37:259.
14. Rochecouste, E. 1960. Weed control in sugar cane. Mauritius Sugar Ind. Res. Inst., An. Rep. pp. 71-77.
15. Rochecouste, E. 1962. Studies on the biotypes of *Cynodon dactylon* (L.) Pers. I. Botanical investigations. Weed Res. 2:1-23.
16. Rochecouste, E. 1962. Studies on the biotypes of *Cynodon dactylon* (L.) Pers. II. Growth response to trichloroacetic and 2,2-dichloropropionic acids. Weed Res. 2:136-145.
17. Stebbins, G. L. 1950. Variation and Evolution in Plants. Columbia Univ. Press, New York. 643 pp.
18. Williams, C. S. and R. M. Hayes. 1984. Johnsongrass (*Sorghum halepense*) competition in soybeans (*Glycine max*). Weed Sci. 32:498-501.
19. Wills, G. D. 1983. Effect of herbicides on bermudagrass biotypes. Proc. Beltwide Cotton Prod. Res. Conf. 7:244-245.