

8-1-1973

Stoneville wide-bed cultural systems

F. E. Fulgham

J. R. Williford

Fred T. Cooke Jr.

Follow this and additional works at: <https://scholarsjunction.msstate.edu/mafes-bulletins>


Recommended Citation

Fulgham, F. E.; Williford, J. R.; and Cooke, Fred T. Jr., "Stoneville wide-bed cultural systems" (1973).
Bulletins. 778.

<https://scholarsjunction.msstate.edu/mafes-bulletins/778>

This Article is brought to you for free and open access by the Mississippi Agricultural and Forestry Experiment Station (MAFES) at Scholars Junction. It has been accepted for inclusion in Bulletins by an authorized administrator of Scholars Junction. For more information, please contact scholcomm@msstate.libanswers.com.

Stoneville Wide-Bed Cultural Systems




By F. E. Fulgham,
 J. R. Willford,
 F. T. Cooke, Jr.

MAFES

**MISSISSIPPI AGRICULTURAL &
 FORESTRY EXPERIMENT STATION**

James H. Anderson, Director
 Mississippi State University, Mississippi State, MS 39762





Stoneville Wide-Bed Cultural Systems

By **F. E. Fulgham**, USDA-ARS Agricultural Engineer,
J. R. Williford, USDA-ARS Agricultural Engineer, and
F. T. Cooke, Jr., USDA Agricultural Economist

**Mississippi Agricultural and Forestry Experiment Station
Mississippi State University**

August 1973

Table of Contents

Wide-Bed Concept	3
Wide-Bed Research	4
Economic Effects	8
Conclusions	9
Summary	12

Stoneville Wide-Bed Cultural Systems

Rising costs for production items such as labor, equipment, and materials continue to concern cotton farmers in the Mississippi Delta. As an efficient farmer adapts new experiment station developments to his own farm, he often realizes that increased costs for materials and equipment have wiped out the gains obtained from the improved technology. Declining profit is not corrected if rising costs for some input items offset the new technology. Advancements that result in real increases in profits are often slow in developing. The subject to be discussed in this article is the result of approximately 10 years of fundamental research, engineering, and testing at the Delta Branch Experiment Station at Stoneville, Mississippi. Final testing is underway and these results will be available for use in a practicable form by 1974.

Wide-Bed Concept

Results from studies of both minimum tillage and skip-row cultural systems have led to a proposed wide-bed cultural technique that is based on one significant principle—that the use of fewer linear feet of row per acre could result in substantial production savings in labor, equipment, and materials. Additional support for the proposed cultural system was provided by Dr. A.W. Cooper (reference 3) in his suggestion to include “zone-tillage” or “trench tillage” in the program. The system is an unbalanced pattern (Fig. 1) of rows planted alternately 40 inches

apart and 60 inches apart (average row width is then 50 inches). This row arrangement requires only 10,455 linear feet of row per acre, compared with 13,068 feet of row per acre for conventional 40-inch spacing, or a reduction of 20 percent in the linear feet of row per acre.

If refinement of the experimental cultural system will allow cotton yields per acre to equal or exceed those obtained with conventional 40-inch row spacing (solid-planted cotton), then each operation normally performed along the row will require less time and material input per acre, and net returns can be improved. Costs of broadcast treatments that cannot be readily modified for application along the row may not be affected. These broadcast treatments would include any full-coverage tillage practice, broadcast fertilizer or herbicide application, and all aerial applications for insect control and defoliation.

The experimental cultural system was originally assigned the code name “WF” (wide-flange), which in engineering terms describes a wider, stronger structural beam than those of standard width and thickness that is capable of withstanding greater stresses. Applied to agriculture, WF could describe a similar beam, if soil can be considered to be the “beam of agriculture”. In this usage, the term could denote beds wider than the standard, that support unbalanced rows, yet have greater strength—this greater strength permitting more efficient, more

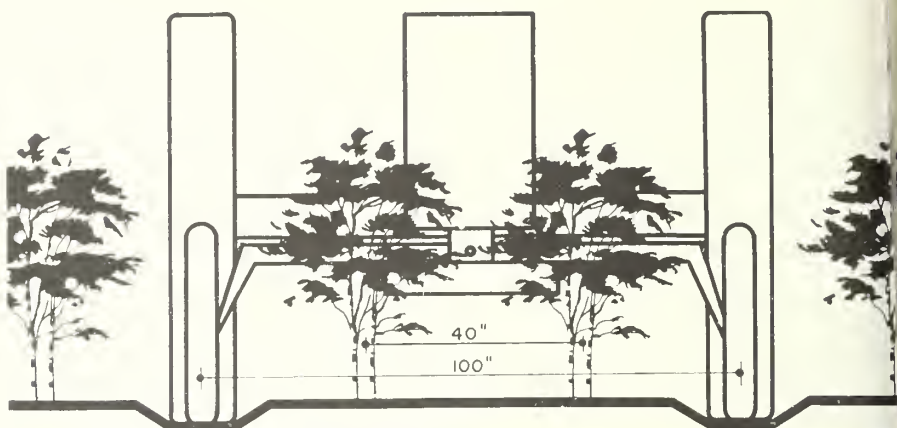


Figure 1. A transverse view of the wide-bed cultural pattern. Furrows are 100 inches apart, paired rows 40 inches apart.

economical, and more timely manipulation of soils, machines, and men in the total farm system.

Wide-Bed Research

In 1962, the first "wide-bed" treatment was evaluated at the Delta Station. This treatment was one of several evaluated in a minimum tillage study on heavy clay soils that was designed to improve drainage, tilth, and trafficability. These beds were 80 inches wide and were bounded by deep (8 to 10 inches), permanent furrows, which were often referred to as "watermelon beds" in this very early work (Fig. 2). Cotton grew well under this particular arrangement for 2 years, but no outstanding improvements were noted to offset the increased costs of establishing and maintaining the deep furrows throughout a production season. In 1963 wide beds with furrows 120 inches apart were tried. Tractors available at that time were limited in tread width adjustment to about 88 inches; consequently, all machines were forced to travel on the sloping shoulders of the bed, and not in the furrows. Tractors with wide, adjustable front-ends were used, however, to preserve untrafficked zones within the beds.

The concept of deep and permanent furrows was revised into the wide-bed concept, and a new research program was initiated in the fall of 1963. The program had as its primary objectives: (1) to reduce production costs and (2) to obtain yields of cotton that would equal or exceed the level being obtained with 40-inch solid planting. Small-scale field plot techniques (two-row equipment, 100-foot plots) were used to evaluate the wide-bed cultural system in 1965 and 1966, and again in 1970 and 1971. The studies were expanded to include six-row equipment in 1972 and 1973. Results from the studies on Bosket very fine sandy loam in 1965 and 1966 and on Dubbs silt loam in 1970 and 1971 are shown in Table I.

As more powerful tractors and wider cultural tools became available, objective 1, the reduction of production inputs, was readily accomplished. However, the yields per acre did not reach an acceptable level until 1971. Preliminary results of expanded studies have confirmed the probability that yields resulting from use of the wide-bed cultural system may equal or exceed the level obtained with solid-planted cotton for a given soil type. Erratic yield results suggest, however, that an optimum



Figure 2. Preparation of "watermelon beds" on Tunica silty clay soil.

Table 1. Effect of WF cultural patterns on yield of cotton, Field 7, Delta Branch Experiment Station, Stoneville, Mississippi, 1965-66, 1970-71.

Cultural pattern	Yield				Average all years
	1965 ^{1/}	1966 ^{1/}	1970 ^{2/}	1971 ^{2/}	
	Pounds of seed cotton per acre of land				
Conventional 40"	3,240	2,500	2,060	1,500	2,310
Wide-bed 80"	2,740	2,210	---	---	---
WF (or wide-bed) 100"	3,000	2,230	1,840	1,820	2,220

^{1/}Bosket very fine sandy loam, average of 4 replications.

^{2/} Dubbs silt loam, 4 replications. Other treatments also included, but not shown.

pattern remains to be determined for each soil type. Wide-bed culture, therefore, may not always be limited to the 40-60 inch pattern.

In general, cultural recommendations for a conventional cotton program were followed in all of the years for which yield data are reported. These included subsoiling in the fall and chisel plowing once or twice in the spring, followed by

bedding. Eighty to one hundred pounds of nitrogen per acre were applied at bedding in most years. A stubble mulch procedure was followed for conventional 40-inch patterns, and a modified minimum tillage program was used in the wide-bed pattern in 1971.

Although large-scale studies have not been conducted to evaluate the effects of conventional wheel tread spacings in

wide beds, it is of apparent value to note that the pairs of 40-inch rows can be "straddled" with any of several standard machines, including tractors and sprayers, without undue damage to the crop. Cultivation, other tillage, and spraying operations appear to require only (1) a slightly longer toolbar or boom, (2) slightly larger sweeps in the wide-middles (see Fig. 1), and (3) a respacing of pest control apparatus.

Wider (larger) tires have also been used in conjunction with tillage studies for the wide-bed concept (Fig. 3). Objectives of research on this tillage sub-system were to improve the prime-mover floatation and traction possible under adverse field conditions. Satisfactory results in this respect would aid in increasing the number of days that field work could be done. Well-drained fields likely would not require the use of a larger tire. It has already been demonstrated that when a field is well drained a 7-to 10-day advantage is

gained in possible field-working days following rainy periods. Wide-bed studies were discontinued in 1966 after the success of these tires was demonstrated in a primary tillage program for wider beds. At this time, soil compaction in the nontilled zone was not considered economically important, but the additional days available for field work by having additional traction and floatation was considered very important. The widespread use of dual rear tires has generally diminished the need for special, "wide," low-pressure tires. Both, however, are adaptable to the wide-bed cultural system and may be used under severe soil conditions for either tillage, spraying, cultivating, or harvesting operations. The wide-middles of this cultural system (Fig. 4) allow almost unlimited field traffic, as needed, yet are limited enough to permit cotton plants on good soils to produce at maximum levels.



Figure 3. Large floatation-type tires used in early wide-bed studies with a 60-horsepower tractor.



Figure 4. A six row plot consists of three 100-inch beds, each with two paired 40-inch rows of cotton. Here a two-row plot unit cultivates the central wide bed of a six-row plot; tractor wheels travel only in the wide middles.

It is generally agreed that conventional tapered spindle pickers perform very efficiently in harvesting high-yield cotton, with an upper limit of capacity, in low gear, of about 4 bales per acre. The highest yield levels in the Mississippi Delta as yet do not threaten the efficiency of the spindle picker, but low yields do, because: (1) picker efficiency is reduced as yields decline and (2) costs are about the same whether 0.115 pounds per foot of row (one bale per acre, 40-inch rows) is harvested or 0.230 pounds per foot of row (two bales per acre, 40-inch rows).

One of the objectives of wide-bed research at Stoneville has been to mature and harvest 25% more seed cotton per linear foot of row than has been accomplished with 40-inch rows. This objective will be accomplished when wide-bed (average, 50 inches per

row) yields per acre are equal those of 40-inch solid-planted cotton, or 0.144 pounds per foot of row for one bale per acre and 0.288 pounds per foot of row for two bales per acre. Skip-row patterns may also offer the advantage of greater picking efficiencies, but yields per acre generally decline with all skip-row patterns. For instance, yields on the 2 x 1 pattern average 33 percent more per planted acre, but fall short of established yields for solid-planted cotton by about 12 percent per acre.

Two-row plot-size equipment with a 60 h.p. tractor was used in these studies. This procedure allows many important principles of equipment mechanics to be investigated prior to their more costly and sometimes less accurate integration into a full-scale production system. Two-row plot results have been adjusted in the following economic

analyses to reflect expected responses in systems using six- and eight-row equipment.

Research plans to develop and evaluate the full-scale wide-bed system were fully supported by Agricultural Research Service and Mississippi Agricultural and Forestry Experiment Station in 1972. Intense State-Federal cooperation to fully determine the inherent economic advantages of this cultural system is in progress. Forms of tillage and conservation programs involving soil, water, and man-made materials are receiving due attention with principles governing these areas beginning to surface.

As was indicated in the major transition from solid planted to skip-row cotton, additional constraints (adaptations necessary for proper weed control, seeding pattern, fertilizer level, harvesting and tillage program intensity) are placed on any new cultural system. None appear to be serious constraints to efficient use of a wide-bed cultural system at the present state of development, but all must be fully evaluated to avoid the ever present threat of "dollar-swapping," (or allowing economic gains over one system to be replaced by increased costs in another system.

Some Possible Economic Effects of the Stoneville Wide-bed System

The major objective of the Stoneville wide-bed system of cotton production is to reduce production costs and increase returns to cotton farmers. What effects will this system have on production costs? What effect will this system have on returns?

To examine these questions, we must look at the input costs associated with production methods which might be used to produce cotton on 100-inch beds. At present, in the Mississippi River Delta areas of Mississippi and Arkansas, three general groups of production practices are used in producing

cotton on commercial cotton farms. The first group, which will be referred to as "usual farm practices," is the one most commonly used on cotton farms in the Delta area of Mississippi. Table 1 presents the inputs and costs associated with this group of practices.

A smaller group of farmers use another group of practices which involves slightly fewer inputs and low costs, but produces yields comparable to those obtained by farmers who follow the usual farm practices. This group of practices will be referred to as "more efficient practices." Table 3 presents the inputs and associated costs.

Table 4 presents inputs and costs for a third group of practices, which are similar to those in Table 3. However, the land preparation methods reflect a development of the cotton System Research Group at the Delta Branch of the Mississippi Agricultural and Forestry Experiment Station. This land preparation system has been called modified stubble planting or limited tillage. This group of practices represents the lowest-cost system of cotton production currently recommended in the area and is being used by a few farmers. This group of practices will be referred to as "limited tillage practices."

To analyze the impact of a 100-inch bed cotton production system, it must be compared with present production systems. Usual farm practices, more efficient practices, and limited tillage practices were used as inputs to develop production budgets for 100-inch beds. To develop a detailed budget for 100-inch beds, it was necessary to synthesize inputs, as the results of relatively small plot work do not permit collection of proper measurements to develop a budget.

To synthesize the inputs for the 100-inch beds, the cost of all "in-row" items such as seed, fertilizer, banded herbicides, and ground-applied insecticides were assumed to be 80% of those for 40-

Table 2. Cotton production costs per acre on sandy soils, 6-row equipment, some planted, and usual farm practices, Delta area of Mississippi.^{1/}

Operation	Tractor costs		Equipment costs		Labor costs		Materials costs	
	Direct Dollars	Fixed Dollars	Direct Dollars	Fixed Dollars	Direct Dollars	Fixed Dollars	Direct Dollars	Fixed Dollars
Row condition	.28	.18	0.17	0.36			0.27	
Plant & preemerge	.28	.18	.21	.43			.54	5.63
Tractor & trailer	.10	.12	.06	.13			.40	
Cultivate	.33	.21	.10	.18			.32	
Poison thrips	---	---	.18	.21			.15	.34
Cultivate & postemerge	.37	.24	.14	.25			.36	.43
Cultivate & postemerge	.37	.24	.14	.25			.36	2.43
Hand weed control	---	---	---	---			5.25	---
Cultivate & postemerge	.28	.18	.10	.19			.27	1.93
Cultivate & postemerge	.28	.18	.10	.19			.27	2.43
Cultivate	.22	.14	.07	.12			.21	---
Cultivate & postemerge	.28	.18	.10	.19			.27	2.90
Hand weed control	---	---	---	---			3.75	---
Poison x 5 (ground)	---	---	.90	1.05			.75	6.50
Poison x 4 (custom air)	---	---	2.80	---			.16	5.20
Defoliate	---	---	.18	.21			.15	2.12
Harvest	---	---	7.81	12.84			2.50	---
Haul	.60	.72	.30	.78			.75	---
Harvest	---	---	4.96	8.15			1.58	---
Haul	.15	.18	.08	.19			.19	---
Cut stalks	.47	.29	.03	.09			.45	---
Subsoil	1.01	.64	.18	.27			.98	---
Chisel	.47	.29	.08	.17			.45	---

Table 2 (continued)

Chisel	.47	.29	.08	.17	.45	---
Disk	.22	.14	.17	.29	.21	---
Disk	.22	.14	.17	.29	.21	---
Bed	.20	.13	.11	.18	.20	---
Rebed & fertilize	.25	.16	.21	.35	.24	4.74
Totals	6.85	4.83	19.43	27.53	21.69	34.65
Total specified costs excluding ginning	\$114.98					

1/3" Crop Budgets and Planning Data for Major Farm Enterprises in the Yazoo-Mississippi Delta" by Fred T. Cooke, Jr., J. M. Anderson, and Arthur M. Heagler. Miss. Agri. and Forestry Exp. Station Bulletin 794, July 1972.
Table 3. Cotton production costs per acre on sandy soil, 6-row equipment, solid planted, and more efficient practices, Delta area of Mississippi. 1/

Operation	Tractor costs		Equipment costs		Labor costs	Materials costs
	Direct	Fixed	Direct	Fixed		
					Dollars	Dollars
Row condition	0.28	0.18	0.17	0.36	0.27	---
Plant & preemerge	.28	.18	.21	.43	.54	4.85
Tractor & trailer	.10	.12	.06	.13	.40	---
Cultivate	.33	.21	.10	.18	.32	---
Poison thrips	---	---	.18	.21	.15	.34
Cultivate & postemerge	.37	.24	.14	.25	.36	.43
Cultivate & postemerge	.37	.24	.14	.25	.36	2.43
Hand weed control	---	---	---	---	5.25	---
Cultivate & postemerge	.28	.18	.10	.19	.27	1.93
Cultivate & postemerge	.28	.18	.10	.19	.27	.81
Hand weed control	---	---	---	---	.27	---
	---	---	---	---	2.75	---

Table 3 (continued)

Poison x 5 (ground)	---	---	.90	1.05	.75	6.50
Poison x 2 (custom air)	---	---	1.40	---	.08	2.60
Defoliate	---	---	.18	.21	.15	2.12
Harvest	---	---	7.81	12.84	2.50	---
Haul	.60	.72	.30	.78	.75	---
Harvest	---	---	4.96	8.15	1.58	---
Haul	.15	.18	.08	.19	.19	---
Cut stalks	.47	.29	.03	.09	.45	---
Subsoil	1.01	.64	.18	.27	.98	---
Chisel	.47	.29	.08	.17	.45	---
Chisel	.47	.29	.08	.17	.45	---
Disk	.22	.14	.17	.29	.21	---
Bed & fertilize	.25	.16	.21	.35	.24	4.74
Totals	5.93	4.24	17.58	26.75	20.72	26.75
Total specified costs excluding ginning		\$101.97				

1/ "Crop Budgets and Planning Data for Major Farm Enterprises in the Yazoo-Mississippi Delta" by Fred T. Cooke, Jr., J. M. Anderson, and Arthur M. Heagler. Miss. Agri. and Forestry Exp. Station Bulletin 794, July 1972.

Table 4. Cotton production costs per acre on a sandy soil, 6-row equipment, limited tillage, and more efficient practices, Delta area of Mississippi.^{1/}

Operation	Tractor Costs		Equipment Costs		Fixed	Labor Costs	Materials Costs
	Direct	Fixed	Direct	Fixed			
	Dollars	Dollars	Dollars	Dollars	Dollars	Dollars	Dollars
Row condition	0.28	0.18	0.17	0.36	0.27	---	---
Plant & premerge	.28	.18	.21	.43	.54	4.85	4.85
Tractor & trailer	.10	.12	.06	.13	.40	---	---
Cultivate	.33	.21	.10	.18	.32	---	---
Poison thrips	---	---	.18	.21	.15	.34	.34
Cultivate & postmerge	.37	.24	.14	.25	.36	.43	.43
Cultivate & postmerge	.37	.24	.14	.25	.36	2.43	2.43
Hand weed control	---	---	---	---	6.00	---	---
Cultivate & postmerge	.28	.18	.10	.19	.27	1.93	1.93
Cultivate & postmerge	.28	.18	.10	.19	.27	.81	.81
Hand weed control	---	---	---	---	3.75	---	---
Poison x 5 (ground)	---	---	.90	1.05	.75	6.50	6.50
Poison x 2 (custom air)	---	---	1.40	---	.08	2.60	2.60
Defoliate	---	---	.18	.21	.15	2.12	2.12
Harvest	---	---	7.81	12.84	2.50	---	---
Haul	.60	.72	.30	.78	.75	---	---
Harvest	---	---	4.96	8.15	1.58	---	---
Haul	.15	.18	.08	.19	.19	---	---
Cut stalks	.47	.29	.03	.09	.45	---	---
Subsoil	1.01	.64	.18	.27	.98	---	---
Bed	.20	.13	.11	.18	.20	---	---
Bed & fertilizer	.25	.16	.21	.35	.24	4.74	4.74
Totals	4.97	3.65	17.36	26.30	20.56	26.75	26.75
Totals specified costs excluding ginning			\$99.59				

^{1/} "Crop Budgets and Planning Data for Major Farm Enterprises in the Yazoo-Mississippi Delta" by Fred T. Cooke, Jr., J.M. Anderson, and Arthur M. Heagler. Miss. Agr. and Forestry Exp. Station Bulletin 794, July 1972. (referred to as stubble planting in this publication).

LABOR COSTS
 MATERIALS COSTS
 EQUIPMENT COSTS
 TRACTOR COSTS
 TOTALS

Table 5. Potential cotton production costs per acre on heavy, sandy soil in the Delta area of Mississippi.

Operation	Tractor costs		Equipment costs		Labor costs Dollars	Materials costs Dollars
	Direct Dollars	Fixed Dollars	Direct Dollars	Fixed Dollars		
Row condition	0.23	0.17	0.20	0.42	0.18	---
Plant & preemerge	.19	.17	.25	.51	.36	4.50
Tractor & trailer	.08	.10	.05	.10	.32	---
Cultivate	.25	.16	.13	.24	.24	---
Poison thrips	---	---	.14	.17	.12	.27
Cultivate & postemerge	.28	.18	.15	.27	.27	.34
Cultivate & postemerge	.28	.18	.15	.27	.27	1.94
Hand weed control	---	---	---	.19	4.20	---
Cultivate & postemerge	.20	.13	.11	.19	.20	1.54
Cultivate & postemerge	.20	.13	.11	.19	.20	1.94
Cultivate	.19	.12	.10	.18	.18	---
Cultivate & postemerge	.20	.13	.11	.19	.20	2.32
Hand weed control	---	---	---	---	3.00	---
Poison x 5 (ground)	---	---	.72	.84	.60	5.20
Poison x 4 (custom air)	---	---	2.80	---	.16	5.20
Defoliate	---	---	.14	.17	.12	1.70
Harvest	---	---	6.72	10.73	2.15	---
Haul	.60	.72	.30	.78	.75	---
Harvest	---	---	4.27	7.01	1.36	---
Haul	.15	.18	.08	.19	.19	---
Cut stalks	.38	.23	.02	.07	.36	---
Subsoil	.81	.51	.14	.22	.78	---
Chisel	.47	.29	.08	.17	.45	---
Chisel	.47	.29	.08	.17	.45	---

Table 5 (continued)

Disk	.22	.14	.17	.29	.21	---
Disk	.22	.14	.17	.29	.21	---
Bed	.19	.12	.18	.29	.18	---
Rebed & fertilize	.19	.12	.18	.29	.18	3.79
Totals	5.80	4.21	17.55	24.43	17.89	28.74
Total specified costs excluding ginning	\$98.62					

Table 6. Potential cotton production costs per acre on sandy soil, 6- and 8-row equipment, 100-inch beds, and more efficient practices, Stoneville Triplex Subsoiler, Delta area of Mississippi.

Operation	Tractor costs		Equipment costs		Labor costs		Materials costs	
	Direct Dollars	Fixed Dollars	Direct Dollars	Fixed Dollars	Dollars	Dollars	Dollars	Dollars
Row condition	0.23	0.17	0.20	0.42	0.18	---	---	---
Plant & premerge	.19	.17	.25	.51	.36	3.88	---	---
Tractor & trailer	.08	.10	.05	.10	.32	---	---	---
Cultivate	.25	.16	.13	.24	.24	---	---	---
Poison thrips	---	---	.14	.17	.12	.27	---	---
Cultivate & postmerge	.28	.18	.15	.27	.27	.34	---	---
Cultivate & postmerge	.28	.18	.15	.27	.27	1.94	---	---
Hand weed control	---	---	---	---	4.20	---	---	---
Cultivate & postmerge	.20	.13	.11	.19	.20	1.54	---	---
Cultivate & postmerge	.20	.13	.11	.19	.20	.65	---	---
Hand weed control	---	---	---	---	3.00	---	---	---
Poison x 5 (ground)	---	---	.72	.84	.60	5.20	---	---
Poison x 2 (custom air)	---	---	1.40	---	.08	2.60	---	---

Defoliate	---	.17	---	---	---	---
Harvest	---	6.72	10.73	2.15	---	---
Haul	.60	.30	.78	.75	---	---
Harvest	---	4.27	7.01	1.36	---	---
Haul	.15	.08	.19	.19	---	---
Cut stalks	.38	.02	.07	.36	---	---
Subsoil	.81	.14	.22	.78	---	---
Chisel	.47	.08	.17	.45	---	---
Chisel	.47	.08	.17	.45	---	---
Disk	.22	.17	.29	.21	---	---
Bed & fertilize	.19	.18	.29	.18	3.79	---
Totals	5.00	15.59	23.29	17.04	21.91	---
Total specified costs excluding ginning		3.70	\$86.53			

Table 7. Potential cotton costs per acre on sandy soils, 6- and 8-inch row equipment, 100-inch beds, limited tillage, and more efficient practices, Stoneville Triplex Subsoiler, Delta area of Mississippi.

Operation	Tractor costs		Equipment costs		Labor costs		Materials costs	
	Direct Dollars	Fixed Dollars	Direct Dollars	Fixed Dollars	Dollars	Dollars	Dollars	Dollars
Row condition	0.23	0.17	0.20	0.42	0.18	---	---	---
Plant & preemerge	.19	.17	.25	.51	.36	3.88	---	---
Tractor & trailer	.08	.10	.05	.10	.32	---	---	---
Cultivate	.25	.16	.13	.24	.24	---	---	---
Poison thrips	---	---	.14	.17	.12	.27	.27	.27
Cultivate & postemerge	.28	.18	.15	.27	.27	.34	.34	.34
Cultivate & postemerge	.28	.18	.15	.27	.27	1.94	1.94	1.94
Hand weed control	---	---	---	---	4.80	---	---	---

Table 7 (continued)

Cultivate & postemerge	.20	.13	.11	.19	.20	1.54
Cultivate & postemerge	.20	.13	.11	.19	.20	.65
Hand weed control	---	---	---	---	3.00	---
Poison x 5 (ground)	---	---	.72	.84	.60	5.20
Poison x 2 (custom air)	---	---	1.40	---	.08	2.60
Defoliate	---	---	.14	.17	.12	1.70
Harvest	---	---	6.72	10.73	2.15	---
Haul	.60	.72	.30	.78	.75	---
Harvest	---	---	4.27	7.01	1.36	---
Haul	.15	.18	.08	.19	.19	---
Cut stalks	.38	.23	.02	.07	.36	---
Subsoil	.81	.51	.14	.22	.78	---
Bed	.19	.12	.18	.29	.18	---
Rebed & fertilize	.19	.12	.18	.29	.18	3.79
Totals	4.03	3.10	15.44	22.95	16.71	21.91

Total specified costs excluding ginning \$84.14

ch rows to reflect the reduction in row length per acre which occurs with 100-inch beds. All broadcast application costs were assumed to be the same as for 40-inch rows on one acre. Applicable machinery performance rates were determined by factoring 8-row equipment. Equipment costs were determined from costs for 8-row equipment. Harvesting costs were based on a 14% improvement in performance of the harrow, rather than 20%, to allow for turning time, dump time, and other non-row time. All practices, except subsoiling were assumed to be the same as usual and more efficient practices on 40-inch and 100-inch beds. For limited tillage, practices other than subsoiling were assumed to be the same for both 40-inch and 100-inch beds. It was assumed that the Stoneville Triplex subsoiler was used for all tillage practices on 100-inch beds. This subsoiler was developed especially for beds this width and offers a cost saving of at least \$0.45 per acre for subsoiling.

With these synthesized budgets (Tables 5, 6, and 7), it is possible to identify potential cost reductions when the costs of 100-inch beds are compared with the cost of 40-inch beds (Tables 2, 3, and 4). Table 8 presents summary budgets that show cost comparisons between 40- and 100-inch beds. This

table indicates that *every component* of production costs may be reduced if 100-inch beds instead of 40-inch beds are used with usual farm practices. A small portion of the reduction in production costs is attributable to the use of eight-row equipment, rather than six-row equipment, for bedding, row-conditioning, planting, cultivating, and applying post emergence herbicides. The cost reduction directly attributable to using eight-row equipment instead of six-row equipment is \$1.53 per acre for usual farm practices. These cost savings assume as many hours of use for wide-bed equipment as for six-row equipment. If the hours are less, then fixed costs would increase and the magnitude of savings will be less. This saving would be smaller for more efficient practices and limited tillage practices, as fewer trips are made through the field with eight-row equipment when these practices are used. As shown in Table 8, total specified costs may be reduced \$16.36, or 14.2 percent. Table 9 compares 40-inch and 100-inch beds, using more efficient practices. Total specified costs may be reduced \$15.44 per acre, or 15.1 percent. Table 10 indicates a cost-saving potential when 100-inch beds are compared with 40-inch beds and limited tillage practices are used in both systems. Total speci-

Table 8. Comparison of costs per acre to produce 40- and 100-inch beds of cotton on sandy soil in the Delta area of Mississippi, using usual farm practices.

Costs	40-inch beds	100-inch beds	Differences
	Dollars	Dollars	Dollars
Tractor costs			
Direct	6.85	5.80	-1.05
Fixed	4.83	4.21	-.62
Equipment costs			
Direct	19.43	17.55	-1.88
Fixed	27.53	24.43	-3.10
Labor costs	21.69	17.89	-3.80
Materials costs	34.65	28.74	-5.91
Totals	114.98	98.62	-16.36

Table 9. Comparison costs per acre to produce 40- and 100-inch beds of cotton on sandy soil in the Delta area of Mississippi, using more efficient practices.

Costs	40-inch beds	100-inch beds	Differen
	Dollars	Dollars	Dolla
Tractor costs			
Direct	5.93	5.00	-.93
Fixed	4.24	3.70	-.54
Equipment costs			
Direct	17.58	15.59	-1.99
Fixed	26.75	23.29	-3.46
Labor costs	20.72	17.04	-3.68
Materials cost	26.75	21.91	-4.84
Totals	101.97	86.53	-15.44

fied costs may be reduced \$15.45 per acre, or 15.5 percent. Further analysis of 100-inch beds indicates that costs could be reduced \$30.84 per acre, or 26.8 percent if limited tillage practices on 100-inch beds are compared with conventional 40-inch beds and usual farm practices.

No analysis of cotton is complete unless all costs of production are included. A farmer must pay ginning costs, land charges, and general farm overhead. Table 11 presents these costs for the three groups of practices for both 40- and 100-inch beds. Yields are assumed to be 700 pounds of lint for usual and more efficient practices for both 40- and 100-inch beds. Delta area cotton yields on most cotton soils other than heavy clay generally average about 700 pounds of lint per acre. Yields of 749 pounds of lint per acre are assumed for both 40- and 100-inch beds for limited tillage practices. From total costs it is then possible to determine the cost of producing 1 pound of lint with each of the three groups of practices. The Stoneville wide-bed system would appear to reduce total production costs by 2.0 cents per pound with limited tillage practices and 2.3 cents per pound with usual farm practices. A 5.5 -cent-per-pound saving might be achieved by using limited tillage practices and 100-

inch beds instead of usual farm practices and 40-inch beds. These levels of possible cost reductions indicate that the intensive investigation of the Stoneville wide-bed system could result in significant savings for cotton farmers.

The final step in comparing various production systems is to calculate net returns or profit from the systems being studied. To consider returns, it is necessary to look at yields. Table 10 indicated that 100-inch bed yields have varied from 10.8 percent less than 40 inch row yields (1966) to 21.3 percent greater than 40-inch row yields. With the use of limited tillage in 1971, yields moved up dramatically in wide-bed tests. Preliminary analysis of 1972 yields, not yet published, are also very promising. If yields for wide beds are much lower than for 40-inch beds, then all cost savings could be lost through reduced income.

What would the possible net returns be from 1 acre of cotton, assuming a price of 26 cents a pound for lint and \$50 a ton for cottonseed? Table 12 presents income, costs, and returns from 1 acre of cotton for the various practices on 40- and 100-inch beds, with two yield levels given for 100-inch beds. In this table, yields for 100-inch beds were assumed to be either 100 percent of 40-inch beds or 95 percent of 40-inch beds. No Govern-

Table 10. Comparison of costs to produce 40- and 100-inch beds of cotton on sandy soil in the Delta area of Mississippi, using limited tillage practices.

Costs	40-inch beds	100-inch beds	Difference
	Dollars	Dollars	Dollars
Factor costs			
Direct	4.97	4.03	-0.94
Fixed	3.65	3.10	-.55
Equipment costs			
Direct	17.36	15.44	-1.92
Fixed	26.30	22.95	-3.35
Labor costs	20.56	16.71	-3.85
Materials costs	26.75	21.91	-4.84
Totals	99.59	84.14	-15.45

ment subsidy payments for cotton were considered in these calculations. An increase in income of \$16.35 per acre for the wide bed over 40-inch beds appears to be possible if usual farm practices are used and yields are equal. Additional returns of \$15.43 and \$15.45 per acre should be possible with the use of more efficient practices and limited tillage practices, respectively, on 100-inch beds if yields equal those on 40-inch beds.

If yields from 100-inch beds are only 95 percent of those from 40-inch beds, the added returns by using 100-inch beds instead of 40-inch beds would be \$7.10 per acre for usual practices, \$6.15 per acre for more efficient practices, and \$5.15 per acre for limited tillage practices.

At some yield below the 95 percent level, all cost savings would be cancelled by the loss of income associated with the yield reduction.

Conclusions

Yield response is the most critical factor in the evaluation of 100-inch beds. Cost reduction is usually of little value unless net incomes are held constant or increased. It is doubtful whether many farmers would adopt a practice which reduced their costs but had no effect on income if yields are

reduced by that practice.

The Stoneville wide-bed cultural system offers great potential for reducing the costs of cotton production. The principal question which must be answered is whether this system will produce yields which will maintain or increase income and reduce labor requirements. Research must determine the yield responses with this system and the practices associated with those yield responses before the system can be fully evaluated.

There are many other questions which must also be answered. On what soil types are acceptable yield levels possible? Will it be necessary to vary the size of the wide middles to get acceptable yields on different soil types? What will the year-to-year yield variability be with this system when it is compared with that for 40-inch rows and the more common skip-row systems currently used by farmers?

More intensive research will facilitate the development of tools and practices which could further reduce production costs for this system and result in even greater yield response to the wide-bed production system. Certainly it would appear that some form of limited tillage production system may have its greatest impact in wide-bed cotton culture.

Table 11. Total costs of producing one acre of cotton, 40-inch and 100-inch beds, various production packages.

Item	Specified costs		Ginning at \$3.50/100# lint		Land (1970)*		General overhead (1970) ¹		Total costs		Cost per pound of lint	
	Dollars	Dollars	Dollars	Dollars	Dollars	Dollars	Dollars	Dollars	Dollars	Dollars	Dollars	Dollars
40-inch bed												
Usual practices	114.98		24.50 ^{1/}		26.99		15.86		182.33		.260	
More efficient practices	101.97		24.50 ^{1/}		26.99		15.86		169.32		.242	
Limited tillage practices with 7% yield response	99.59		26.22 ^{2/}		26.99		15.86		168.66		.225	
100-inch bed												
Usual practices	98.62		24.50 ^{1/}		26.99		15.86		165.97		.237	
More efficient practices	86.53		24.50 ^{1/}		26.99		15.86		153.88		.220	
Limited tillage practices with 7% yield response	84.14		26.22 ^{2/}		26.99		15.86		153.21		.205	

¹Cost of Producing Upland Cotton in 1970—An Interim Report." March 1971. USDA, ERS, FPED.

^{2/} Assume 700 pounds of lint per acre.

^{2/} Assume 749 pounds of lint per acre.

Table 12. Costs and returns for 40- and 100-inch beds with various production practices and yield responses.^{1/}

Item	Income			Total costs	Returns
	Cotton lint	Cotton-seed	Total		
	Dollars	Dollars	Dollars		
40-inch beds					
Usual practices ^{2/}	182.00	27.48	209.48	182.33	27.15
More efficient practices ^{2/}	182.00	27.48	209.48	169.32	40.16
Limited tillage practices ^{3/}	194.74	29.40	224.14	168.66	55.48
100-inch beds					
Usual practices ^{2/}	182.00	27.47	209.47	165.97	43.50
More efficient practices ^{2/}	182.00	27.47	209.47	153.88	55.59
Limited tillage practices ^{3/}	194.74	29.40	224.14	153.21	70.93
100-inch beds—95% of expected yield					
Usual practices ^{4/}	172.90	26.10	199.00	164.75 ^{6/}	34.25
More efficient practices ^{4/}	172.90	26.10	199.00	152.69 ^{6/}	46.31
Limited tillage practices ^{5/}	185.12	27.93	213.05	151.92 ^{6/}	61.13

^{1/} Lint values at 26¢ per pound and cotton seed at \$50 per ton (2.5¢ per pound).

^{2/} 700 pounds lint per acre and 1,099 pounds cottonseed per acre.

^{3/} 749 pounds lint per acre and 1,176 pounds cottonseed per acre.

^{4/} 665 pounds lint per acre and 1,044 pounds cottonseed per acre.

^{5/} 712 pounds lint per acre and 1,117 pounds cottonseed per acre.

^{6/} From Table 11 with a change in ginning costs to reflect yield at 95% of those used in Table 11.

Analysis of wide-bed cotton production research clearly indicates that significant additional research inputs are justified and could lead to an excellent payoff to cotton producers.

Summary

The Stoneville wide-bed cultural system has evolved over a period of approximately 10 years. The basic principle of the wide-bed system is that there are fewer linear feet of row per acre in the wide-bed system. Therefore, the input cost of all operations associated with row application should be reduced. This system is supported by results from early tillage experiments and earlier skip-row investigations.

No improvement in yields per acre has been consistently demonstrated in small plots and was not an objective in the development of this cultural system. However, at least one year's results (1971) on Dubbs silt loam soil indicated a solid yield advantage in favor of the wide-bed pattern, or the 40 by 60 spacing of rows. In earlier studies—1965, 1966, and 1970, there was an apparent reduction in yield per acre from using this pattern. Care must be exercised in selecting the width of the wide middles, sometimes referred to as "skips." If row width is increased 25% (from an average of 40 inches to an average of 50 inches), yields per linear foot of row must be increased by a like amount to obtain the yield levels per acre obtained with 40-inch rows.

This analysis indicates that the Stoneville wide-bed system of cotton production may offer opportunities for real cost reductions in cotton production, regardless of the practices used. It also indicates that wide-bed systems coupled with limited tillage practices would have the greatest impact in reducing the cost of producing cotton. In addition to cost reduction opportunities, the Stoneville wide-bed cotton production system offers opportunities for improvement in net income if acceptable yield levels can be maintained, but further research will

be necessary before the system can be recommended.

References

- (1) Bolton, Bill, J.B. Penn, Fred Cooke, Jr., and Arthur M. Heagle. Days Suitable for Fieldwork, Mississippi River Delta Cotton Area. Dept. of Agricultural Economics and Ag. Business, La. State University D.A. Research Report No. 384, November 1968.
- (2) Cooke, Fred T., Jr., J.M. Anderson, and Arthur M. Heagle. Crop Budgets and Planning Data for Major Farm Enterprises in the Yazoo-Mississippi Delta. Mississippi Agricultural and Forestry Experiment Station, July 1972.
- (3) Cooper, A.W. Personal Communication. Memphis, Tennessee June 1962.
- (4) Fulgham, F.E., O.B. Wooten, and C.D. Ranney. Planting and Spraying with Automatic Controls—W. Fashion. Proceedings, Southeast Section ASAE, February 1966.
- (5) Grissom, P.H. and W.I. Spurgeon. Skip-Row Cotton in the Mississippi Delta. Mississippi State University Agricultural Experiment Station Information Sheet 786, January 1963.
- (6) Spurgeon, W.I. and Fred T. Cooke, Jr. Cost Reduction Research for Cotton Production Systems in the Yazoo-Mississippi Delta. Mississippi Agricultural and Forestry Experiment Station Bulletin 783, January 1971.
- (7) Wooten, O.B. and F.E. Fulgham. Potentials for Use of a Common Production Tool Carrier. Proceedings, Beltwide Cotton Production-Mechanization Conference, 1966.
- (8) Cost of Producing Upland Cotton in 1970. U.S. Dept. of Agriculture Economic Research Service. FPED Interim Report, March 1971.
- (9) Unpublished Data. S-2 and S-69 Annual Report, Regional Cotton Mechanization Project, Stoneville, Mississippi. 1961-1966 and 1970-1971.